

Ed Tech Series: Creative Digital Formats for Projects

How can students showcase project learning
through creative digital formats?

Presented by Susanna McConnell
June 21, 2022
Susanna.Pierce.McConnell@gmail.com



EconEdLink Membership

You can now access CEE's professional development webinars directly on EconEdLink.org! To receive these new professional development benefits, **become an EconEdLink [member](#)**. As a member, you will now be able to:

- Automatically receive a professional development certificate via e-mail within 24 hours after viewing any webinar for a minimum of 45 minutes
- Register for upcoming webinars with a simple one-click process
- Easily download presentations, lesson plan materials and activities for each webinar
- Search and view all webinars at your convenience
- Save webinars to your EconEdLink dashboard for easy access to the event

You may access our new **Professional Development** page [here](#)

Professional Development Certificate

To earn your professional development certificate for this webinar, you must:

- Watch a minimum of 45-minutes and you will automatically receive a professional development **certificate** via e-mail within 24 hours.

Accessing resources:

- You can now easily download presentations, lesson plan materials, and activities for each webinar from [EconEdLink.org/professional-development/](https://www.econedlink.org/professional-development/)

Agenda

- ★ Participant Insights
- ★ Why Creativity?
- ★ Tools for Creative Projects
 - Formats for Shorter Projects
 - Formats for Longer Projects
- ★ Reflection



Photo by [Tim Mossholder](#) on [Unsplash](#)

Let's connect!



Add your response in
the Chat box!

What course do you teach, and
what would be your preferred
creative outlet?

(Coloring, Drawing, Dancing, Music, Crafting, Journaling, Puzzles,
Photography)

Objectives

- Participants will:
 - discover digital tech tools that can facilitate student learning during research
 - learn relevant tasks to use with tools in their classrooms.
 - reflect on the implementation into their own classroom.

McKinsey: Future Skills

Cognitive	
Critical thinking <ul style="list-style-type: none"> ● Structured problem solving ● Logical reasoning ● Understanding biases ● Seeking relevant information 	Planning and ways of working <ul style="list-style-type: none"> ● Work-plan development ● Time management and prioritization ● Agile thinking
Communication <ul style="list-style-type: none"> ● Storytelling and public speaking ● Asking the right questions ● Synthesizing messages ● Active listening 	Mental flexibility <ul style="list-style-type: none"> ● Creativity and imagination ● Translating knowledge to different contexts ● Adopting a different perspective ● Adaptability ● Ability to learn

AESEducation: 21st Century Skills

The 4 C's



Creativity allows for thinking outside of the box and leads to **innovation**.



21st Century Skills



How can I integrate digital project formats that foster creativity?

Formats for Mini Projects and Projects

1 - 2 Class Periods
Weeks



1-3

Part 1: Mini-Projects

How can you build creativity on shorter mini-projects?

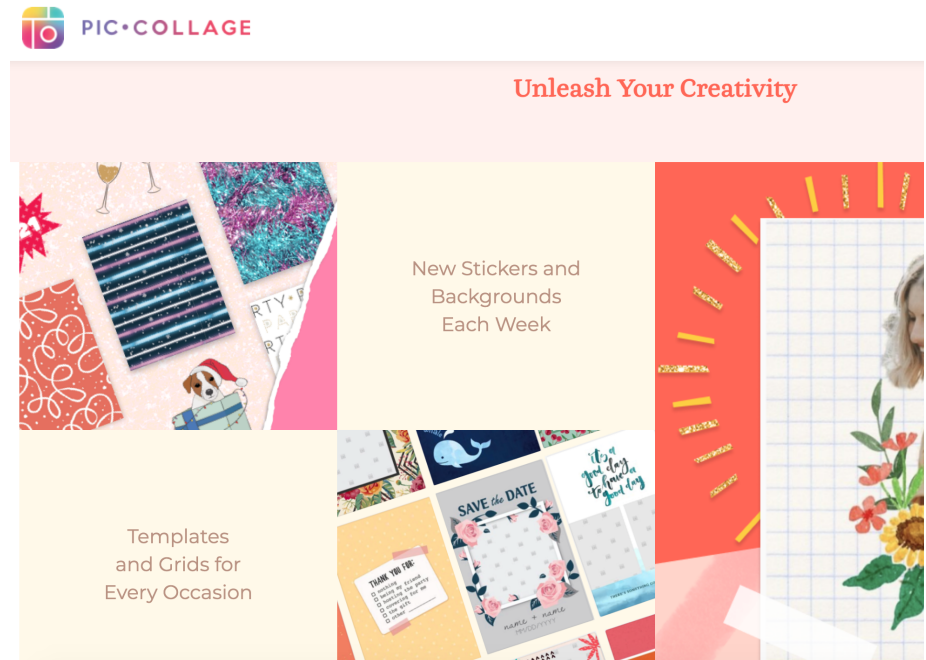


Collages, Headlines, and Memes

Digital Poster

Use: Individual Insights on Research

- a digital picture and collage app that is compatible with Android, IOS, Chromebooks, and iPads



DEBATE RESEARCH

STEPS

Students...

1. Are assigned a role to research on a debated topic.
2. Find 5 sources that defend the stance.
3. Create a digital pic collage to show the research and their thoughts on the issue.

Task:

Create a digital billboard or advertisement that highlights your findings about your argument. Your goal is to convince the viewer of your billboard to adopt your stance on the topic of Universal Basic Income.

In your digital billboard (on Google Drawing/Pic Collage/other drawing app), include:

Category	Description	Points
Arguments	The digital billboard includes clear arguments for or against a universal basic income. These arguments are summarized with short phrases or words that clearly demonstrate the result. These arguments convince the viewer of the impact of the stance.	25
Images	The billboard/digital representation includes images that creatively and visually represent the data found through extensive research.	15
Title/Hook	The billboard includes a clever title that would convince the viewer to read the billboard and also to believe the argument. The title is styled in a way to catch the viewer's attention.	10
Creativity and Professionalism	The digital representation of information includes immense creativity with different colors, fonts, a clever layout, and reveals immense effort in the design.	10

GET EXTRA CASH!



BENEFITS OF UNIVERSAL BASIC INCOME

With a universal basic income, those suffering from unemployment due to the pandemic will be able to survive and not enter the realm of poverty.



UBI helps people who are in a lower income bracket with unexpected payments. These could include things such as a car repair, health emergencies, or home repair.



Universal basic income allows people the opportunity to raise children without poverty. They will no longer have to worry about getting food on the table or paying for clothing and other basic needs.

Use: Collaborative Insights on Research

- A platform that allows access to hundreds of editable Google Slides or Powerpoint Templates



Visible Thinking Strategy: Headline → Project Zero

Write a **headline** that captures the most important aspect of this topic/issue.

How does your **headline** differ from what you would have said yesterday?

STEPS

Students...

1. Find/Read an article related to topic.
2. Take notes.
3. Combine their insights into a digital headline.

Category	Description	Points Possible
Headline	The headline summarizes the impact of the article.	15
Image	The image illustrates the extent of the shortage (can be from the article)	10
Paragraph	The paragraph of 7-8 sentences summarizes the main points of the article. It connects how the labor shortage is impacting the particular industry/country.	45
MLA Citation	The citation of the source is listed correctly in MLA in the speaker's notes	10
Creativity and Originality	The product looks like a digital headline and is unique in its design.	20

Made in Google Slides (Regular Template)*

Enough Is Enough

As the world starts to reopen, we face a grand problem. Many are leaving the service industry, leaving companies to desperately look for workers. The workers, however, are not looking back. Between feeble wages, a lack of benefits, and blatant disrespect, many are fed up with this work. These conditions along with the health risks of the pandemic has pushed many to the edge. Being hailed as heroes during the pandemic did not change their minds.

These workers went from lazy to freeloaders as many blame unemployment benefits and food stamps; rather difficult assistant services to benefit from in today's conditions. Many are angry at those stepping up for better work conditions. Maybe it is time to step back and see them as people and not just labor.

Rosenberg, Eli. "The Final Straw: How the Pandemic Pushed Restaurant Workers over the Edge." *The Washington Post*, WP Company, 7 Sept. 2021. <https://www.washingtonpost.com/business/2021/05/24/restaurant-workers-shortage-pay/>. Accessed 10 November 2021.



C'mon Workers!



Casselman, Ben. "The Economic Rebound Is Still Waiting for Workers." *The New York Times*, The New York Times, 19 Oct. 2021. <https://www.nytimes.com/2021/10/19/business/economy/us-economy.html>.

There is a **major** labor shortage in many different sectors, namely service based areas. This stems from numerous things, mostly the lack of benefits and flexibility that jobs are offering, as well as fear from the pandemic. Workers would prefer to work in a more flexible environment especially due to the many extenuating circumstances that arose from **COVID-19**. Parents are struggling to take care of their children while also working stricter and more traditional jobs, and are instead opting for jobs that can be worked remotely, which there are quite few of. For now, businesses are able to get by with less employees, but that could change in the future. For example, they interviewed a school teacher and discovered that she has been saving money through unemployment benefits during the pandemic. Additionally, she has gained more freedom to choose her next job regarding benefits and pay because she has been careful with her money.

Empty Beds and Full Heads



Before the Pandemic, there was already a high demand for healthcare workers, as there was a shortage of them. It seems that the Pandemic has only accelerated this trend. Now, in the pandemic's aftermath, Healthcare workers are in extreme demand, primarily due to two reasons. Firstly, nurses faced extreme overwork due to the large influx of patients from the pandemic. In addition, vaccine mandates from the state and private hospitals also caused uproar and therefore migration of healthcare workers to less-regulated hospitals.

Currently, hospital administrators are afraid to mandate any of their workers, as they have become somewhat indispensable. Since nurses and doctors are highly skilled workers that require several years of training, the government cannot immediately supply the amount of healthcare workers that we need. This leaves us with both empty (hospital) beds and a head full of problems.

TIMES UP FOR TEACHERS



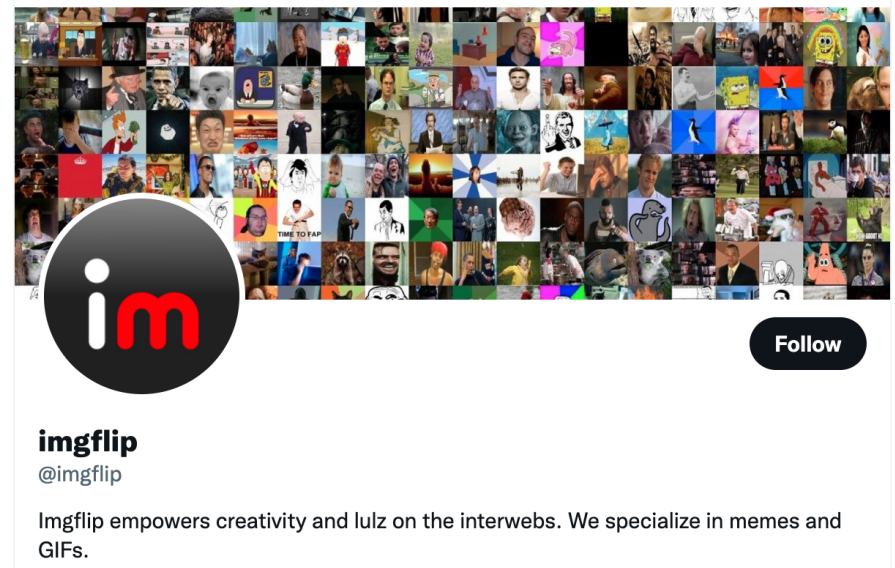
2 out of 3
respondents
report having a
teacher shortage.

Education is the most important tool to improve decision making and alleviate poverty. However, ever since 2019, we saw demand exceed supply for teaching labor by more than 100,000. Additionally, 270,000 public school teachers are projected to leave their professions between 2016 and 2026. The main barrier to bringing more teachers to schools is the low salaries and therefore the large debt students will have to maintain post-college. Covid-19 only catalyzed this shortage as now one in three teachers want to resign from their teaching job due to the pandemic which brought decreases in pay and an increase in work. However, president Joe Biden has a new welfare plan, called the American Families Plan, which will use \$3 billion to recruit, develop, and maintain teachers especially in populations with large concentrations of people of color through mentorship and teacher residency programs. Overall, we need to see the supply meet the demand of teachers so students have the opportunities to gain a proper education and grant themselves a better future.

Individual Meme

Use: Individual Insights on Podcasts

- an online image maker where you can add text, images, and creative design to templates



[Alternative Resource: Meme Generator](#)

MEME ASSIGNMENT

STEPS

Students...

1. Read an article.
2. Listen to a Podcast.
3. Create a meme of the take-away.

unit 1: Intro to Economics: PPC: Real World Application

Pre-Think: Before looking at the real world application of the PPC, complete the following questions.

- 1) Go to [McBroken](#). What statistic do you find most interesting?
- 2) How would a broken ice cream machine affect McDonald's [production possibilities](#)?

Real World Connection: Listen to [Planet Money's Podcast](#) about Why McDonald's Icecream Machines are Always Broken. As you listen, answer the following questions.

- 1) How does the podcast [connect](#) to economics?
- 2) How does this podcast [extend](#) your thinking about incentives?
- 3) How does this podcast [challenge](#) your thinking about businesses and the government?

Take-away: Create a meme with a caption to explain the answer to why McDonald's Icecream Machines are Always Broken. Add your original meme below with a hashtag. Be prepared to share.

Caption: Hashtags:

Everything You Enjoy Will Inevitably Numb You


Happiness is a satisfaction obtained less and less every time you indulge



Marginal Utility is when every time you consume the same product you are satisfied less and less



Get it? Because every time they eat Thanksgiving food they enjoy it but this time when they're eating it they enjoy it less which might imply that they are experiencing marginal utility or diminishing returns in that every time they eat Thanksgiving food now they don't enjoy it as much



Caption: Taylor Company CEO discovering they can make more money by selling bad machines
Hashtags: #mcflurry #broken #corrupt



Add your response in the chat box.

Participant Chat:

What ideas do you have? What questions do you have?

Part 2: Projects

How can you build creativity on projects?




Digital Books, Mind Maps, and Infographics

Digital Book

Use: Children's Book to Explain a Topic

- Digital access to hundreds of themes and template for Google Slides and Powerpoint



Google Slides and PowerPoint templates to boost your presentations

Slidesgo
@slidesgo

Discover the best Google Slides themes and PowerPoint templates you can use in your presentations. 100% editable!

CHILDREN'S BOOK RUBRIC



Category	Description	PC	M	MC	0	Max Points	Pts Earned
Real World Example	The character explains where he/she lives in the real world correctly					4	
Background of the Structure	The character explains his/her characteristics correctly					4	
Strengths of the Structure	The character explains how he/she might help some people in society correctly					4	
Weaknesses of the Structure	The character explains some of his/her negative impacts on society correctly					4	
Overall Market Impact	The character explains what happens to markets when he/she exists in the short and long run (deadweight loss, inefficiencies) WITH A HAND DRAWN GRAPH correctly explained					12 (3 each)	
Justification	The character explains why he/she might actually be better than other market structures					4	
Opposition	The characters mentions people that might not like him/her in society					4	
Wrap Up	The character explains key features of himself/herself that separates him/her from others that's memorable					4	
Coherence	The format of the job interview or talk show is coherent and matches that of one in the real-world					5	
Creativity	The groups includes creativity and/or humor in their product with props/costumes and a clever presentation					5	
MAX SCORE						50	

Students...

1. Comparison 4 structures.
2. Find an appealing template.
3. Create a digital book to explain the differences.



Market Structure Planets

STUDENT



What are we learning about?

Today we will be talking about the characteristics, strengths, and weaknesses of different market structure planets. These planets are categorized based on competition and economic effect of a industry within economies. Lets soar through the different planets!

For all market structure planets,

Their profit maximization when
 $MR = MC$
 Formula for profit when
 $P > ATC$
 Formula for loss when
 $P < ATC$
 Zero economic profit when
 $P = ATC$
 Shut down rule when
 $P < ATC$



On their planet...

Some people like the PC firms because they can't influence prices and goods are inelastic. If a firm had too high of prices, consumers can buy elsewhere. Some people don't like PC markets firms can exit and enter easily while losing large amounts of economic profit.


PC CAN'T CHANGE THE PRICE



The Monopolistic Planet

Firms like Amazon and Google are here!

Monopolies

<h4>Characteristics</h4> <p>Monopolies stand as the only seller in their market; therefore, there is no close substitute for their product/service and they have the ability to set their own price. Monopolies have high barriers to entry because of their branding, patents, etc.</p>	<h4>Graph</h4> 
<h4>Strengths</h4> <p>Monopolies produce in the inelastic area of the market demand curve because lowering price will increase revenue. Monopolies always have LR profits because of the high barriers to enter.</p>	<h4>Weaknesses</h4> <p>Monopolies can sometime risk having inefficiency that causes a loss in profit.</p>



On their planet...

Some people like the oligopolies because they have differentiated products or standard ones to their brand. Some people don't like oligopolies firms because their are less overall firms, lessening consumer choice.

OLIGOPOLY CAN BE A FIRM ROBBERY



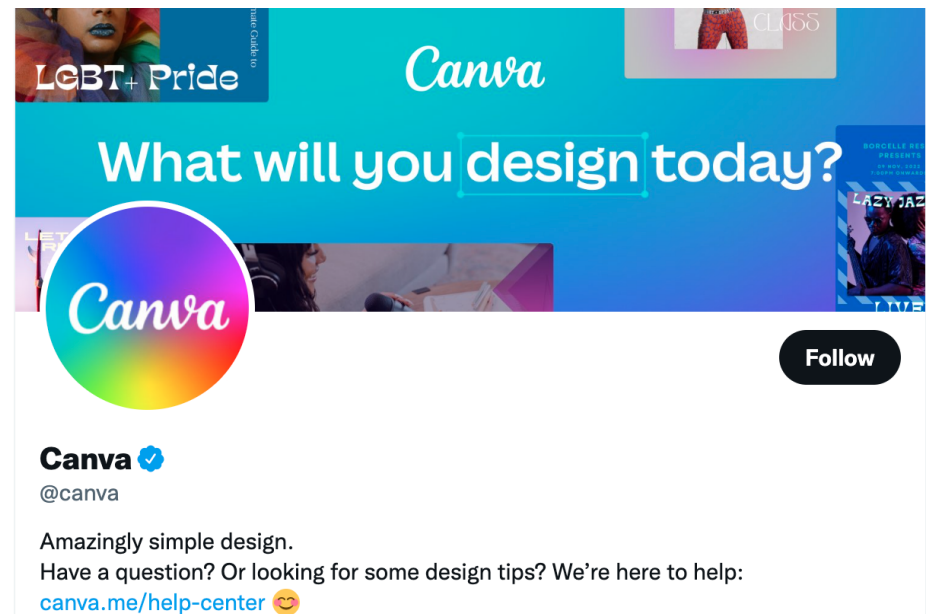
Yay! Now you know different market structures in the planet economy!

CREDITS: This presentation template was created by Slidesgo, including icons by Flaticon, and infographics & images by Freepik

Infographic

Use: Research Compilation on a Topic

- an online graphic design tool that can create presentations, social media posts, posters, infographics, and logos.



INFOGRAPHIC PLANNING



Infographic Format: [Slides](#), [Canva](#), Pages, Keynote, [Piktochart](#), [Venngage](#), [Adobe Spark](#), Other.

Group Member Names:

Fill out the table below to help turn your content into an engaging and cohesive visual graphic. Look at examples [here](#).

Aspect	Response
Title of Infographic:	
Format: Explain the design you'd like to have for your final infographic. Include a link to one you've found that you like.	Link to one you'd like to model:
Introduction: Explain how you will introduce your case study to catch the attention of the viewer.	
Main Body: Organize your infographic. Include the questions or subtopics (<i>these should be different from your roles</i>) to organize your research. Add important data and AP Macro vocabulary (at least 4 words). Consider: <ul style="list-style-type: none"> • What conflicts might be important to highlight? • How is your country's response different or similar to other countries? 	Topic 1: Topic 2: Topic 3: Topic 4: Topic 5 (if necessary):

Students...

1. Gather research on a question.
2. Compile research into an Infographic Planning Sheet.
3. Create an infographic to display info as a cohesive story.

THE CANADIAN COVID-19 RESPONSE

COVID BY THE NUMBERS

1.65M Cases **28K** Deaths **27.2M** Vaccinations

CANADA'S ECONOMIC BREAKDOWN

8%

Service Industry
Canada's Real GDP heavily depends on the service industry making up 76.89% of their GDP

International Trade
Canada experienced economic growth since exports of energy products increased by 5.9%, intermediate goods increased by 9% on crude oil exports

Private Sector
Throughout the 20th and 21st centuries Canada has privatized their industries

Exports rose 8.1% to \$1.2 billion dollars in all product sections following the first wave of the pandemic, experiencing a trade surplus.

PRE-COVID ECONOMIC INDICATORS

GDP
Their economy is on the rise as the service industry is booming. 1.885 Nominal GDP.

Debt-to-GDP Ratio
Pre-COVID Debt to GDP was 30.9% In July it was 49.3% and at its peak was around 60%

Canadian Economic Progress Throughout the Pandemic

1970
Canada experiences stagflation due to a supply shock in which prices soared. Canada experienced high unemployment as well as inflation.

1990
Canada reconstructs their economy from resource based to manufacturing due to previous mineral recessions as well as global competition. This results in the 40 year old baby boomers as the Canadian dollar loses a lot of its value.

2010
Due to the stock market crash, the Sovereign Debt was increasingly high and the economy had a slow growth rate. The resource market was slowly coming back as well.

2020
At beginning of the year, the debt of Canada was near 80%, as the pandemic started to ramp up, the debt-to-GDP ratio soared up to 100%. The government tried to quickly form a plan to keep debt low and a steady economy.

Mid-2020
Government gives stimulus to support businesses and to help them stay afloat. They introduce the Plan that \$85 billion in stimulus to protect vulnerable jobs.

Late 2020
Government approves of the Plan in a quick response to the pandemic. This quick response makes sure Canada is secure and safe when the recession dies down by giving 100 billion dollars to kickstart economy.

2021
Government effectiveness in engineering responses has allowed the economy to slowly start recovering. The export industry has an upward trend as energy products and lumber resources are being exported to many different countries resulting in a trade surplus. The GDP starts rising again as people have more money to spend and the demand and the SAS curve start to shift right.

COVID IN ITALY

Sofia Nordfjell
AK Alonso
Adelle Hinson

SINCE MARCH 2020...

4.7 MILLION CASES
2.8% death rate

ECONOMY PRE-COVID

In 2019, the GDP for Italy was 1.8 trillion euros whereas in 2020 it was only 1.6 trillion euros. The GDP in Italy had not been that low since 2013. GDP contracted 8.8% from 2019 to 2020.

FIRST LOCKDOWN

March 9th, 2020
Italy mandated a country wide lockdown. Italy was the first whole country to impose a lockdown.

Labor Force/ Unemployment

9.2%
Italy lost 600,000 jobs by June of 2020 sending the unemployment rate up to 9.2%

Tourism


Tourism decreased by 99% in 2020 compared to 2019. 13.1% of Italys GDP is tourism

Mind Map

Use: Research Compilation on a Topic

- a web-based collaborative diagramming application that allows users share charts and diagrams





STEPS

MIND MAP PLANNING SHEET

Mind Map Format: Choose [Slides](#), Pages, Keynote, [Lucid Chart](#), [Coggle](#), [Adobe Spark](#), [Canva](#), [Folder with Templates](#), [Creately](#), [MindMap](#), Digital Drawing

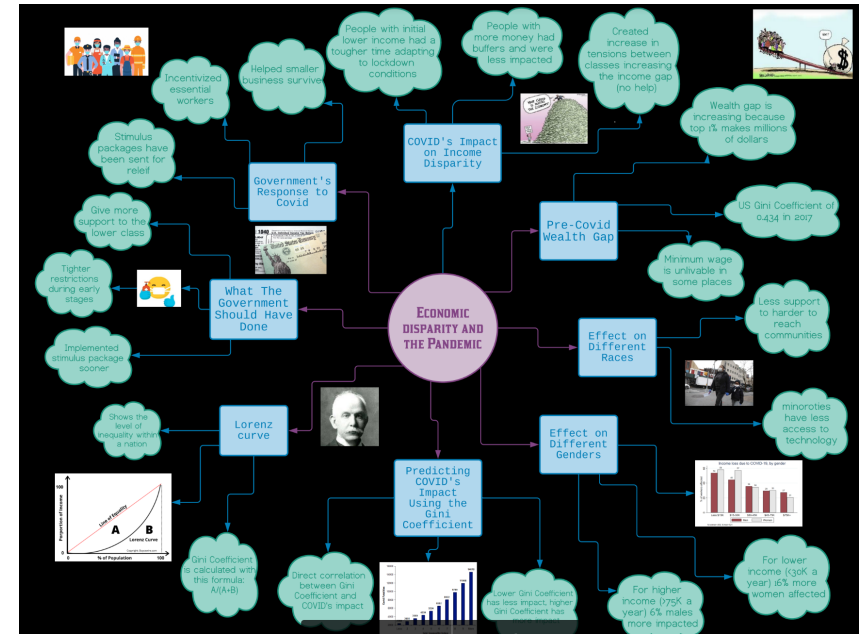

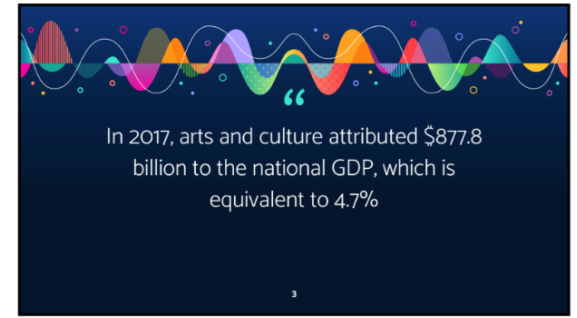
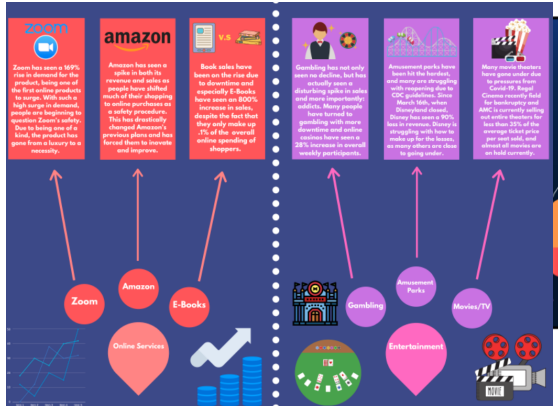
Group Member Names:

Fill out the table below to help turn your content into an engaging and cohesive visual mind map. Look at examples [here](#).

Aspect	Response
Your Research Question or Title:	
Format: Explain the platform you'd like to use for your final mindmap. Look at the formats f .	
Introduction: Explain how you will introduce your topic to catch the attention of the viewer.	
<p>Categories: Organize your mindmap, based on your storyboard. Include the questions or subtopics to organize your research. Consider refining them to be more cohesive. Add important data and AP Micro vocabulary (at least 6 terms).</p> <p>Consider:</p> <ul style="list-style-type: none"> How can you connect the dots between your research? 	<p><u>Topic 1:</u> <u>Subtopics:</u></p> <p><u>Topic 2:</u> <u>Subtopics:</u></p> <p><u>Topic 3:</u> <u>Subtopics:</u></p> <p><u>Topic 4:</u> <u>Subtopics:</u></p> <p><u>Topic 5 (if necessary):</u> <u>Subtopics:</u></p>


Students...

1. Gather research on a question.
2. Compile research into an Mind Map Planning Sheet.
3. Create a Mind Map to display info as a cohesive story.



Strategies for Integrating Review Techniques

- Research
 - Creativity as a 21st Century Skill
- Mini Project Formats
 - Pic Collage → Debate Billboard
 - Slides Mania → Digital Headline
 - Meme Generator → Podcast Take-Away
- Project Formats
 - Canva → Infographic
 - Lucid Chart → Mind Map



References

- [AES: What are 21st Century Skills?](#)
- [Canva](#)
- [Lucid Chart](#)
- [McKinsey: Future Skills Demanded](#)
- [Meme Generator](#)
- [McCrindle: Understanding the Impact of Covid-19 on Future Generations](#)
- [Pic Collage](#)
- [Slides Go](#)
- [Slides Mania](#)
- [TPT: Susanna McConnell](#)
- [YouTube: 21st Century Skills](#)

CEE Affiliates



A network of 200 nationwide affiliates

Provide professional development for K-12 teachers, advocate for including economics and personal finance in K-12 schools, conduct research, and forge partnerships.

<https://www.councilforeconed.org/resources/local-affiliates/>

Thank You to Our Sponsors!



Alfred P. Sloan
FOUNDATION



intuit. powering
prosperity

turbotax.

qb quickbooks.

mint.